

# Counseling Lesson-Seniors:Fall 2023

## STEP 1: SCOIR Activities

- ❑ Complete the [SCOIR-Discover Careers Lesson](#) linked here to give you career ideas.
- ❑ Continue your [Lesson from 9/21](#) and finish adding activities and achievements to your resume in SCOIR. Export resume following these [steps](#).
- ❑ Continue researching colleges through SCOIR. Utilize the [compare](#) feature.
- ❑ Sign up for college rep visits through scoir. Review the presentation from [September 21st's lesson](#) for the steps to do this

# STEP 2: MO CONNECTIONS ICAP

## Log into Missouri Connections

1. Go to your Classlink Backpack



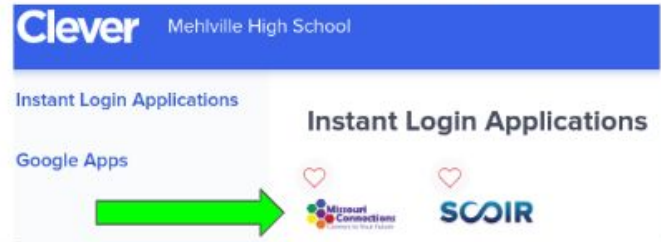
2. Click on the Missouri Connections Icon



3. Click on Log in with Google



4. Click on Missouri Connections

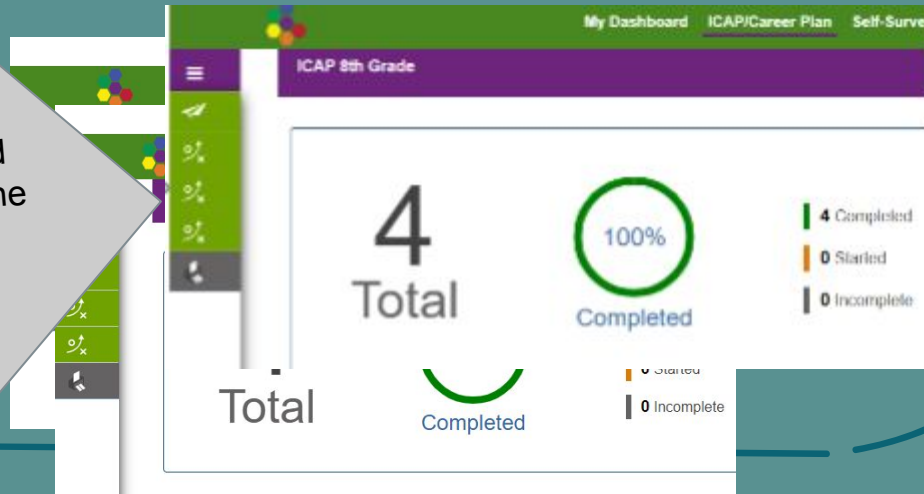


# ICAP = Individual Career & Academic Plan

The Missouri Department of Education requires all students update their ICAPs throughout high school in order to be prepared for the future. You will be working on your ICAP in TAP multiple times each year and can log into your Missouri Connections account at any time to research more about careers and update your plan.

Look at the top of your screen and click on “ICAP/Career Plan” and then the menu bars on the left. The plan will default to 8th Grade. If you have not completed the 8th grade activities you will start there.

If any of these boxes are grey instead of green, click on them to complete the activities so that your ICAP for 8th grade shows 100% completed.



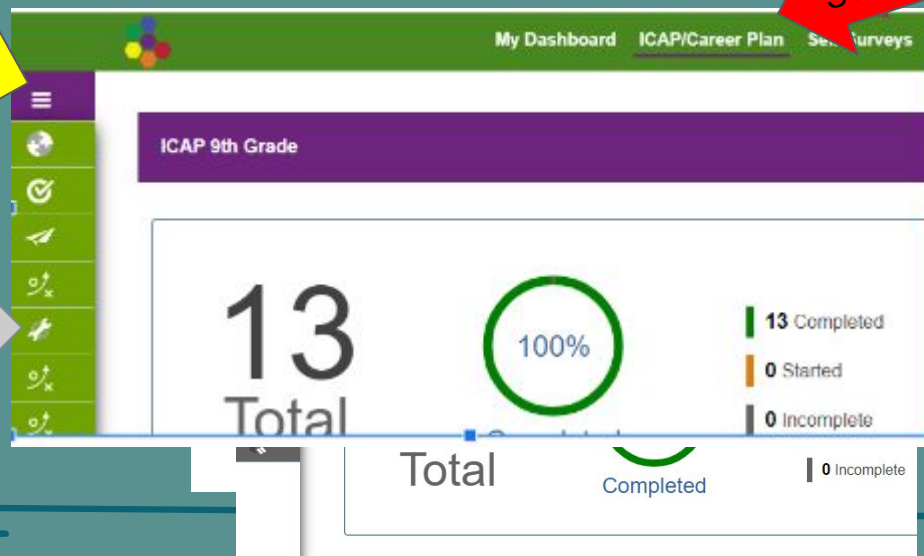
# Verify you have completed all 9th, 10th, 11th Grade Activities


















Now switch to the 9th, then the 10th & 11th grade sections of your ICAP to verify those activities are up to date. Some activities will only take seconds to complete while others may take up 5-10 minutes.

Step #2 - Click the menu bars then the down arrow to change to 9th, 10th, 11th

STEP #1-Click ICAP

Step #3 - If any of these boxes are grey instead of green, click on them to complete the activities so that your ICAP shows 100% completed for 9th-11th grades



ICAP 12th Grade ▼	
	Workplace Employability Skills (Student)
	Career Paths, Clusters, & Pathways
	Additional Postsecondary Preparation
	Postsecondary Goals
	Postsecondary Options
	Co-Curricular Activities
	Work-Based Learning
	Extracurricular Activities
	Assessments/Inventories/Academic Results
	FAFSA
	Scholarships
	Scholarship Applications
	On Track for Graduation
	Postsecondary Schools
	Postsecondary Applications
	Print Report 

NOW LINK ON THE 12TH GRADE ACTIVITIES:

EACH OF THE ACTIVITIES ON THE LEFT HELP TO COMPLETE DIFFERENT SECTIONS OF YOUR ICAP. STARTING AT THE TOP AND WORKING DOWN, COMPLETE EACH ACTIVITY. SOME ACTIVITIES MAY TAKE YOU 5-10 MINUTES, OTHERS WILL TAKE ONLY SECONDS BECAUSE YOU DO NOT HAVE MUCH TO ADD IN THAT SPECIFIC SECTION.

YOU MAY HAVE DONE A FEW OF THESE ACTIVITIES IN A PREVIOUS YEAR - LOOK AT EACH ONE TO SEE IF ANYTHING HAS CHANGED AND UPDATE THEM TO YOUR CURRENT PLANS

[TO COMPLETE YOUR ICAP - LINK HERE TO THE COURSE PLANNER DIRECTIONS](#)

# Step 3: Complete applications

- ❑ Work on your college applications. Review presentation shared by Mrs. Neighbors about [applying to college](#). Make sure to update your SCOIR account and add the colleges you've applied to in the My Colleges section under at the top of your SCOIR account so we can send your transcript to the college. [Directions for How to Send Transcripts](#).
- ❑ If you are applying "test optional" to any colleges, you must email Mrs. Neighbors, Mrs. Baum (our registrar) and your MHS counselor. Put "Test Optional" as the subject line and then in the email be sure to let them which colleges you are applying test optional to so they do not send your scores via SCOIR or Common App.
- ❑ If your plans do not include college or trade school use this time to research and apply to jobs/military/apprenticeships/unions, etc. Scroll down to [career search](#) to find some helpful career information.
- ❑ Apply for [scholarships](#) and finish [Raise.me](#) account